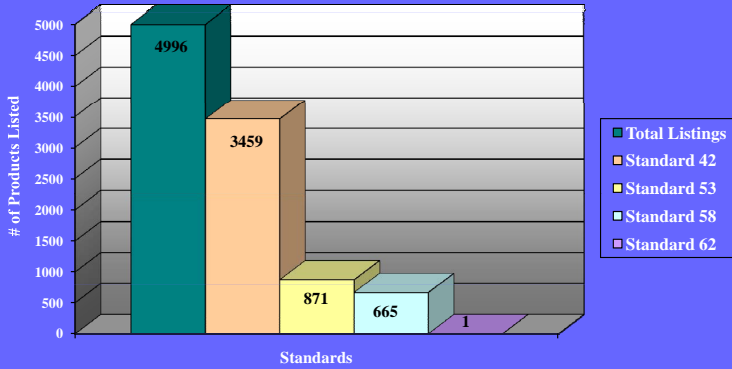


Multi-Pure's Superior Performance Confirmed by Testing and Certification

The effectiveness of any drinking water treatment device is measured by the performance of its filter. NSF testing in accordance with NSF/ANSI standards provides the consumer with the highest level of assurance that certified products will perform as claimed. A close review of NSF Listings shows that Multi-Pure's solid carbon block filters are the most effective for reducing a broad spectrum of contaminants of aesthetic as well as health concern.

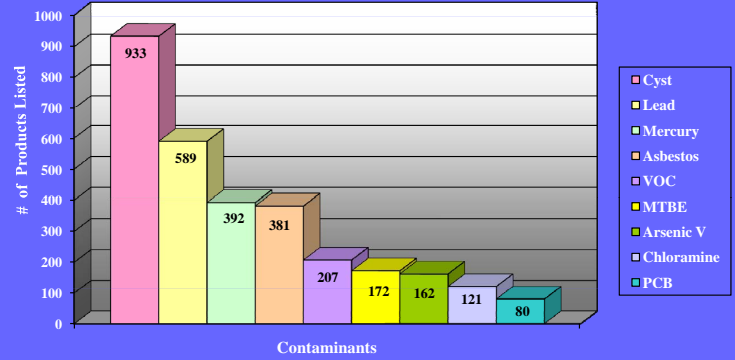
NSF Listings by Standard



NSF Online Listings
August 4, 2010

Chart A

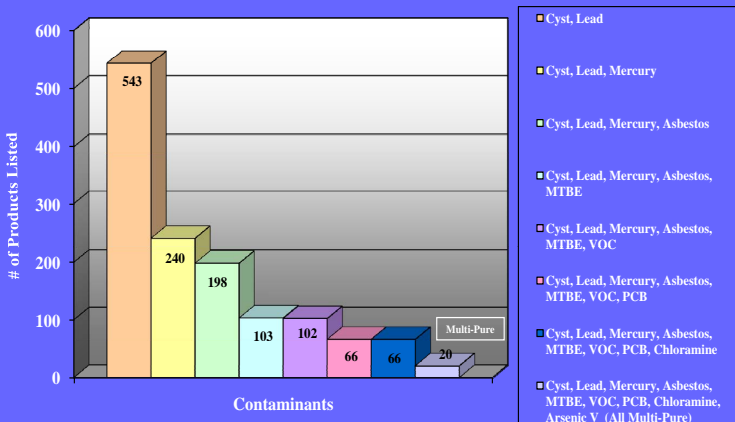
NSF Listings by Single Contaminant



NSF Online Listings
August 4, 2010

Chart B

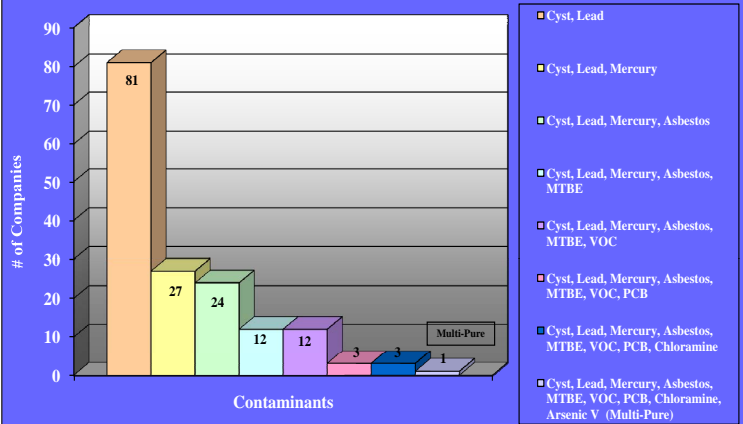
Listings by Combinations of Contaminants



NSF Online Listings
August 4, 2010

Chart C

Manufacturers by Combinations of Contaminants



NSF Online Listings
August 4, 2010

Chart D

Comparing Drinking Water Systems Certified Performance Says It All

Testing programs and standards developed by NSF International provide a basis for evaluating and comparing drinking water treatment units. Although thousands of drinking water systems have been tested and certified, only a few are certified to reduce a wide range of contaminants. These charts summarize NSF Listings by standard, by single contaminants, and by combinations of contaminants.

Only Multi-Pure Drinking Water Systems are certified to reduce Lead, Mercury, Cyst, Asbestos, VOC, MTBE, PCB, Chloramine, and Arsenic V. By carefully reviewing the certification of a product, consumers can make an informed decision about the drinking water treatment device that will provide the performance they need.

NSF Listings by Standard - Chart A

By Standard	Products
Aesthetics, Standard 42	3459
Health Effects, Standard 53	871
Reverse Osmosis, Standard 58	665
Distillation, Standard 62	1
Total	4996

NSF Listings by Contaminant - Chart B

By Single Contaminants	Number of Products			
	Health Effects	Reverse Osmosis	Distillers	Total
Chlorine	1434	0	0	1434
Cyst	784	149	0	933
Lead	443	145	1	589
Mercury	391	0	1	392
Asbestos	345	36	0	381
VOC	203	4	0	207
MTBE	172	0	0	172
Arsenic	21	140	1	162
Chloramine	120	1	0	121
PCB	80	0	0	80

NSF Listings by Combinations of Contaminants - Chart C

By Combination of Contaminants	Number of Products			
	Health Effects	Reverse Osmosis	Distillers	Total
Cyst, Lead	399	144	0	543
Cyst, Lead, Mercury	240	0	0	240
Cyst, Lead, Mercury, Asbestos	198	0	0	198
Cyst, Lead, Mercury, Asbestos, MTBE	103	0	0	103
Cyst, Lead, Mercury, Asbestos, MTBE, VOC	102	0	0	102
Cyst, Lead, Mercury, Asbestos, MTBE, VOC, PCB	66	0	0	66
Cyst, Lead, Mercury, Asbestos, MTBE, VOC, PCB, Chloramine	66	0	0	66
Cyst, Lead, Mercury, Asbestos, MTBE, VOC, PCB, Chloramines, Arsenic V	20	0	0	20

All 20 models
Multi-Pure

NSF Listings by Manufacturers by Combinations of Contaminants - Chart D

By Combination of Contaminants	Number of Companies			
	Health Effects	Reverse Osmosis	Distillers	Total
Cyst, Lead	48	33	0	81
Cyst, Lead, Mercury	27	0	0	27
Cyst, Lead, Mercury, Asbestos	24	0	0	24
Cyst, Lead, Mercury, Asbestos, MTBE	12	0	0	12
Cyst, Lead, Mercury, Asbestos, MTBE, VOC	12	0	0	12
Cyst, Lead, Mercury, Asbestos, MTBE, VOC, PCB	3	0	0	3
Cyst, Lead, Mercury, Asbestos, MTBE, VOC, PCB, Chloramine	3	0	0	3
Cyst, Lead, Mercury, Asbestos, MTBE, VOC, PCB, Chloramines, Arsenic V	1	0	0	1

Multi-Pure